

NEIGHBORHOOD REPORT

Royal Oaks in Mecklenburg County, NC



Office: (855) 760-4663 | Mobile: (704) 980-2823 | Fax: (803) 324-5787

Main: John.stadick@TheS2Team.com

Agent: <http://www.TheS2Team.com> | Office: www.coldwellbankerhomes.com

Coldwell Banker Realty
1376 Broadcloth St
Ste. 104
Fort Mill, South Carolina

Neighborhood: Housing Stats and Charts

	Royal Oaks (Neighborhood)	Mecklenburg County	North Carolina	USA
Median Estimated Home Value	\$343K	\$263K	\$235K	\$245K
Estimated Home Value 12-Month Change	0%	+3.8%	+4.5%	+1.5%
Median List Price	–	\$337K	\$267K	\$119K
List Price 1-Month Change	–	+2.1%	+0.6%	+8.2%
List Price 12-Month Change	–	+3.7%	+2.5%	+8.2%
Median Home Age	12	32	37	41
Own	85%	56%	65%	64%
Rent	15%	44%	35%	36%
\$ Value of All Buildings for which Permits Were Issued	–	\$2.11B	\$13.6B	\$271B
% Change in Permits for All Buildings	–	+14%	+4%	+4%
% Change in \$ Value for All Buildings	–	+28%	+7%	+5%

Median Sales Price vs. Sales Volume

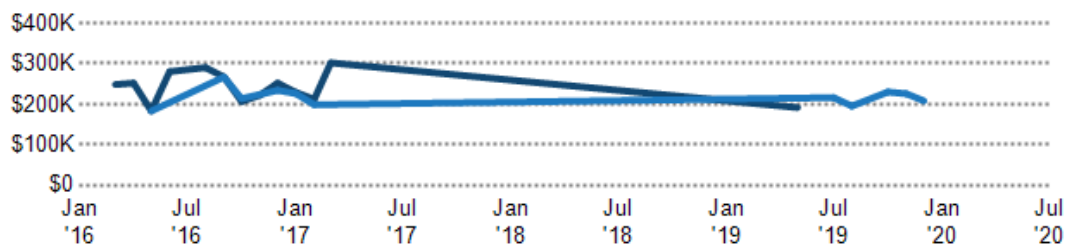
This chart compares the price trend and sales volume for homes in an area. Home prices typically follow sales volume, with a time lag, since sales activity is the driver behind price movements.

Data Source: Public records and listings data

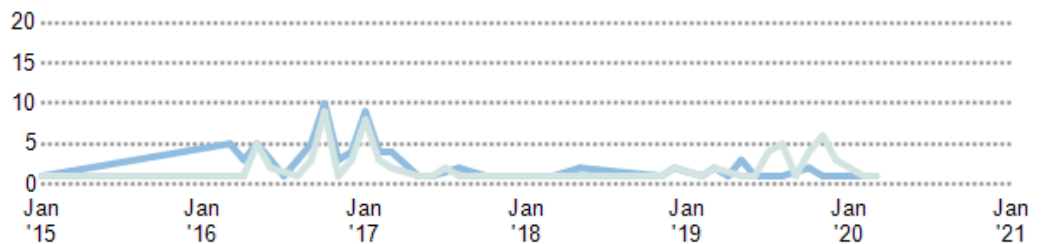
Update Frequency: Monthly

- Median Sales Price Public Records
- Median Sales Price Listings
- Sales Volume Public Records
- Sales Volume Listings

Median Sales Price



Sales Volume



Median Listing Price vs. Listing Volume

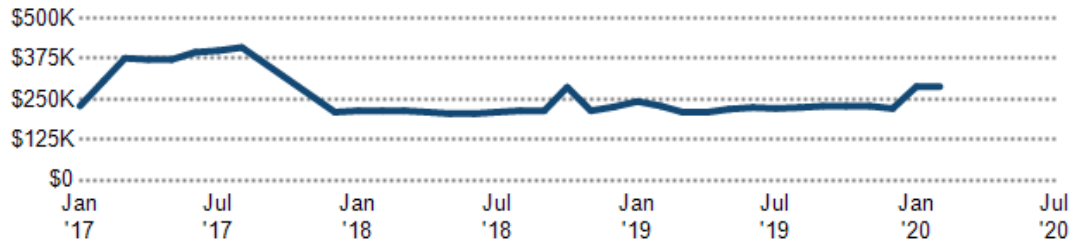
This chart compares the listing price and listing volume for homes in an area. Listing prices often follow listing volume, with a time lag, because supply can drive price movements.

Data Source: On- and off-market listings sources

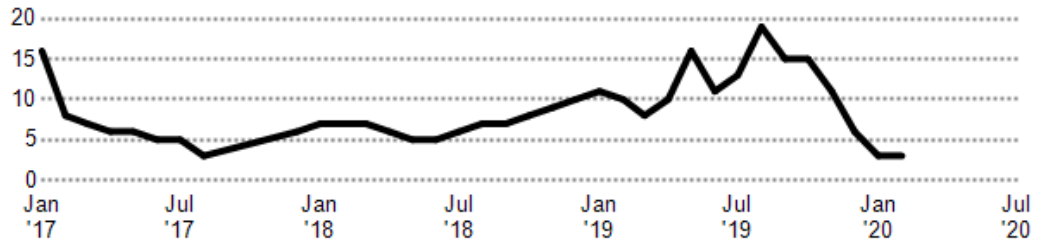
Update Frequency: Monthly

- Median List Price
- Listing Volume

Median List Price



Listing Volume



Neighborhood: People Stats and Charts

	Royal Oaks (Neighborhood)	Mecklenburg County	North Carolina	USA
Population	3.39K	1.05M	10.2M	323M
Population Density per Sq Mi	529	2.01K	209	–
Population Change since 2010	0%	+20.3%	+11.3%	+7.7%
Median Age	40	35	39	38
Male / Female Ratio	53%	48%	49%	49%

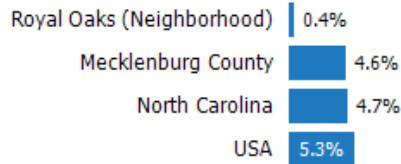
Education Levels of Population

This chart shows the educational achievement levels of adults in an area, compared with other geographies.

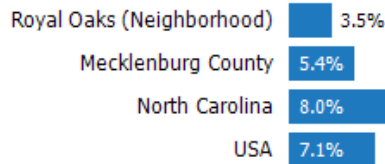
Data Source: U.S. Census American Community Survey via Esri, 2016

Update Frequency: Annually

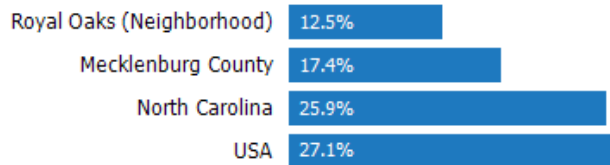
Less Than 9th Grade




9-12th Grade/No Diploma



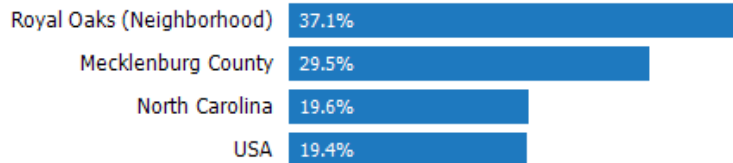
High School Graduate



Associate Degree



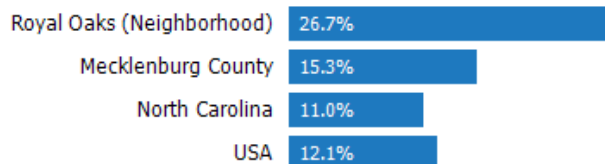
Bachelor's Degree



At Least a College Education



Grad/Professional Degree



Population of Children by Age Group

This chart shows the distribution of the population of children by age range — from birth to 17 — in the area of your search.

Data Source: U.S. Census

Update Frequency: Annually

Royal Oaks



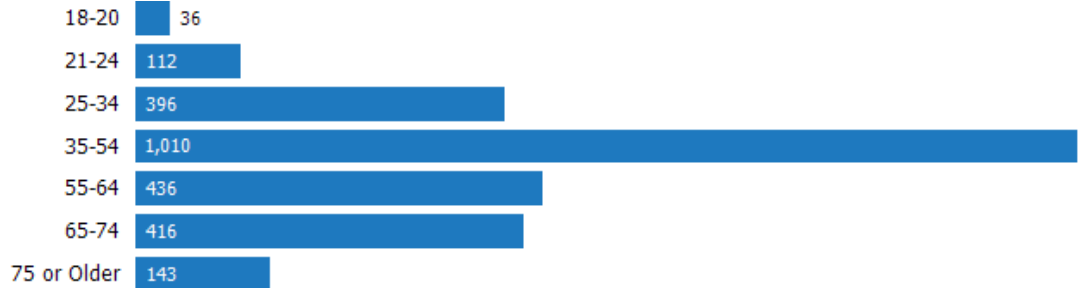
Population of Adults by Age Group

This chart shows the distribution of the population of adults by age range — from 18 to 75-plus — in the area of your search.

Data Source: U.S. Census

Update Frequency: Annually

Royal Oaks



Households With Children

This chart shows the distribution of households with children, categorized by marital status, in the area of your search.

Data Source: U.S. Census

Update Frequency: Annually

Royal Oaks



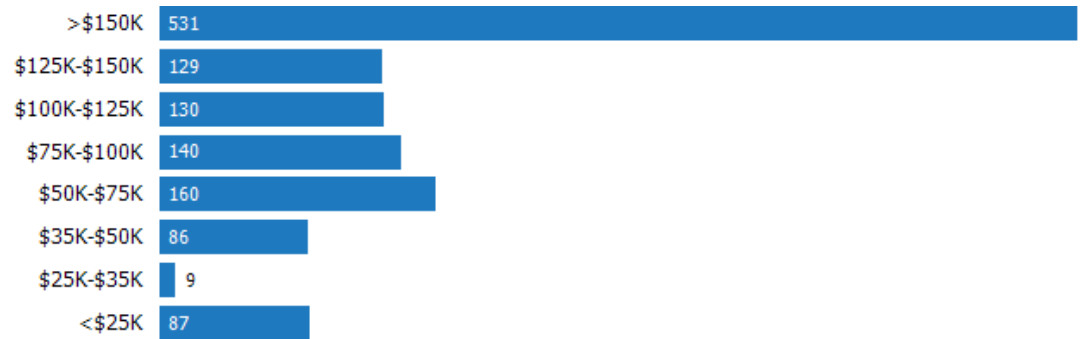
Household Income Brackets

This chart shows annual household income levels within an area.

Data Source: U.S. Census

Update Frequency: Annually

Royal Oaks



Presidential Voting Pattern

This chart shows how residents of a county voted in the 2016 presidential election.

Data Source: USElectionAtlas.org

Update Frequency: Quadrennially



Neighborhood: Economic Stats and Charts

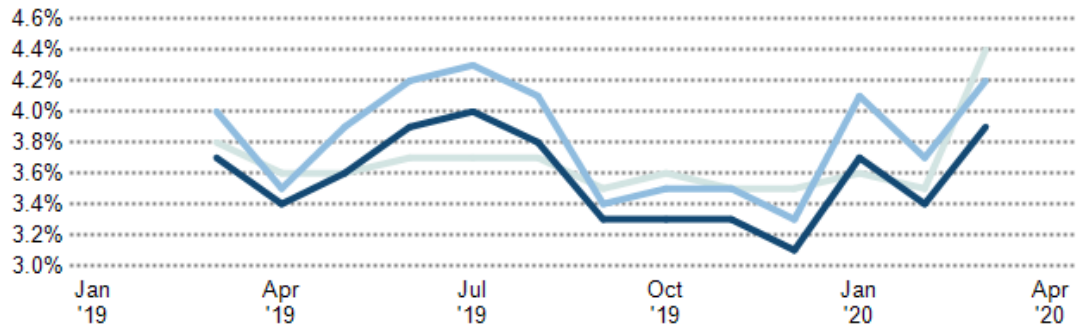
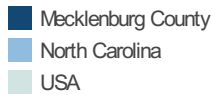
	Royal Oaks (Neighborhood)	Mecklenburg County	North Carolina	USA
Income Per Capita	\$34,184	\$35,669	\$28,123	\$31,177
Median Household Income	\$130,357	\$64,312	\$52,413	\$60,293
Unemployment Rate	—	3.9%	4.2%	4.4%
Unemployment Number	—	24.4K	210K	7.14M
Employment Number	—	594K	4.77M	156M
Labor Force Number	—	618K	4.98M	163M

Unemployment Rate

This chart shows the unemployment trend in the area of your search. The unemployment rate is an important driver behind the housing market.

Data Source: Bureau of Labor Statistics

Update Frequency: Monthly

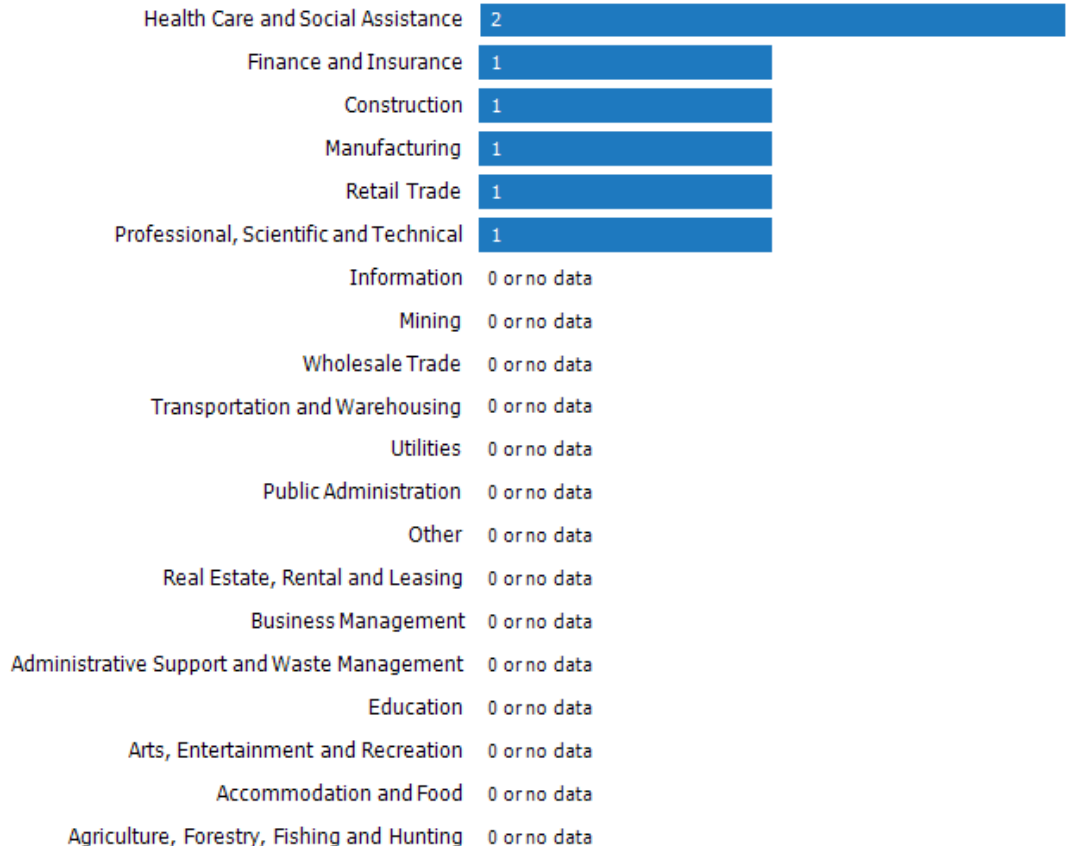


Occupational Categories

This chart shows categories of employment within an area.

Data Source: U.S. Census

Update Frequency: Annually



Neighborhood: Quality of Life Stats and Charts

Quality of Life in –

	Royal Oaks (Neighborhood)	Mecklenburg County	North Carolina	USA
Elevation (in feet)	226	138	124	–
Annual Rainfall (in inches)	45	45	51.04	–
Annual Snowfall (in inches)	4.55	4.47	7.4	–
Days of Full Sun (per year)	113	112	103	–
Travel Time to Work (in minutes)	30	26	24	27
Water Quality - Health Violations	–	–	–	–
Water Quality - Monitoring and Report Violations	–	–	–	–
Superfund Sites	0	2	50	2,395
Brownfield Sites	No	Yes	Yes	Yes

Average Commute Time

This chart shows average commute times to work, in minutes, by percentage of an area's population.

Data Source: U.S. Census

Update Frequency: Annually



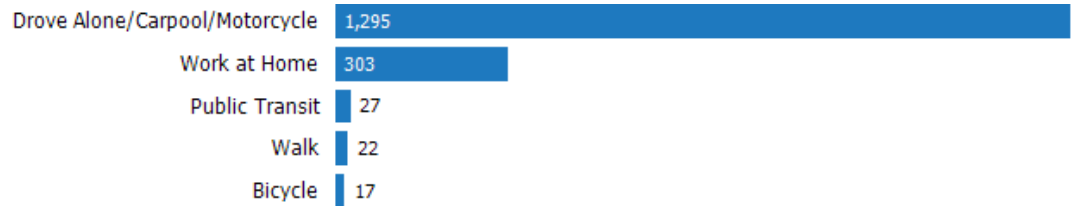
Royal Oaks

How People Get to Work

This chart shows the types of transportation that residents of the area you searched use for their commute.

Data Source: U.S. Census

Update Frequency: Annually

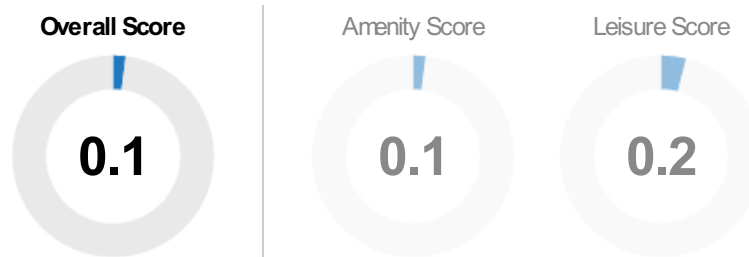


Walkability Scores (out of 5)

This neighborhood or ZIP code is rated for walking access to general points of interest, reflected in the overall score, plus amenities (such as retail stores) and leisure (such as restaurants and parks). Other factors considered in the scores are street types, weather, public transportation and population density.

Data Source: Maponics

Update Frequency: Quarterly



Guaranteed Rate Affinity

guaranteed **Rate**TM
AFFINITY



Contact:
Allen John, VP of Mortgage Lending
Allen.John@grarate.com
Office: (704) 916-4187
Mobile: (704) 650-6019
Fax: (727) 509-8610

NMLS# 130820
2166 Mana Court
Rock Hill, SC 29730

grarate.com/AllenJohn

NOTE: This communication is provided to you for informational purposes only and should not be relied upon by you. The real estate firm identified on this report is not a mortgage lender and so you should contact the mortgage company identified above directly to learn more about its mortgage products and your eligibility for such products.

Guaranteed Rate Affinity

guaranteed **Rate**TM
AFFINITY



Contact:
Craig Snyder, VP of Mortgage Lending
Craig.Snyder@grarate.com
Office: (704) 916-4185
Mobile: (704) 280-6868
Fax: (727) 509-8667

NMLS# 60990
2166 Mana Court
Rock Hill, SC 29730

grarate.com/CraigSnyder

Guaranteed Rate Affinity

guaranteed **Rate**TM
AFFINITY



Contact:
Gary Klutts, VP of Mortgage Lending
Gary.Klutts@grarate.com
Office: (704) 916-4186
Mobile: (704) 618-9020
Fax: (727) 509-8634

NMLS# 106401
2166 Mana Court
Rock Hill, SC 29730

grarate.com/GaryKlutts